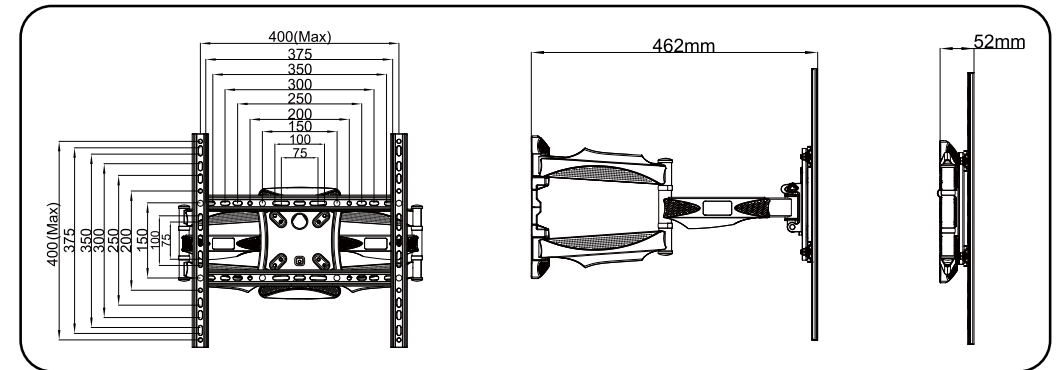
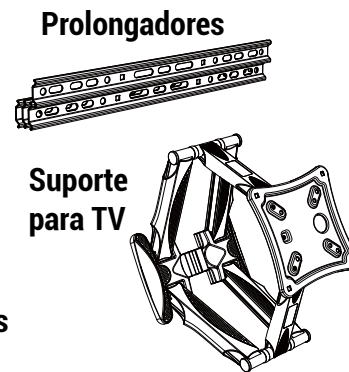
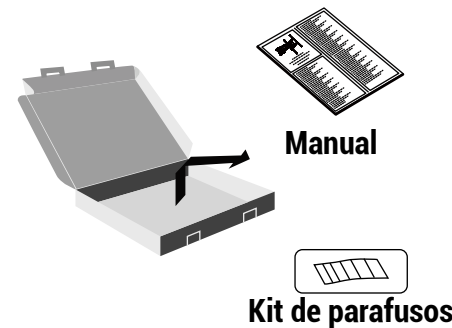
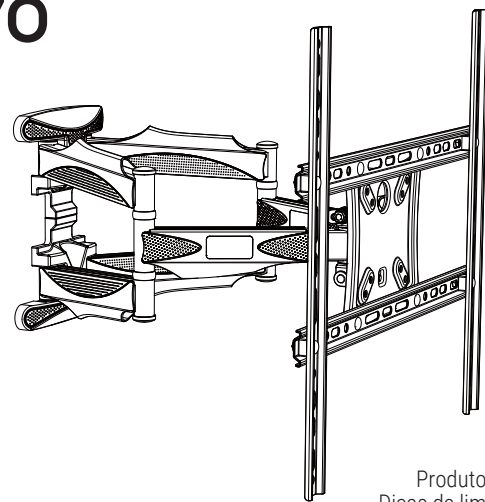


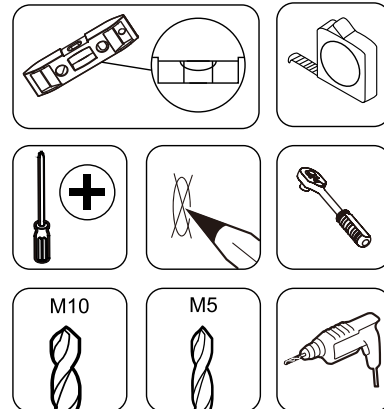
Instruções de instalação

Instrucciones de instalación

MI-3270



Ferramentas necessárias



- | | | | |
|----------|------------------|----------|-------------------|
| A | (M4x25)-4pcs | H | (ø13xø6x1.5)-4pcs |
| B | (M5x25)-4pcs | I | (M6)-8pcs |
| C | (M6x25)-4pcs | J | (M6x20)-4pcs |
| D | (M8x25)-4pcs | K | (M6x10)-4pcs |
| E | (ø10xø7x70)-4pcs | L | Heel Block-4pcs |
| F | (M7x70)-4pcs | M | (M10)-1pcs |
| G | (ø15xø8x10)-4pcs | | |

SAC
sac@multivisao.com.br
multivisao.com.br
☎ 11 4158-8700 ☎ 11 97338-5258

Produto indicado para ambiente interno.
Dicas de limpeza: Utilizar pano limpo e seco.
Nunca use produtos abrasivos
Acesse o termo de garantia em:
multivisao.com.br/termos/termosuporte.pdf

